

**CITY OF LA CAÑADA FLINTRIDGE
RESOLUTION NO. 09 - 05**

**A RESOLUTION OF THE CITY COUNCIL OF THE CITY OF LA
CAÑADA FLINTRIDGE, CALIFORNIA, RECITING THE FACT OF
THE GENERAL MUNICIPAL ELECTION HELD ON MARCH 3,
2009, DECLARING THE RESULT AND SUCH OTHER MATTERS
AS PROVIDED BY LAW**

WHEREAS, a General Municipal Election was held and conducted in the City of La Cañada Flintridge, California, on Tuesday, March 3, 2009, as required by law; and

WHEREAS, a notice of the election was given in time, form and manner as provided by law; that voting precincts were properly established; that election officers were appointed and that in all respects the election was held and conducted and the votes were cast, received and canvassed and the returns made and declared in time, form and manner as required by the provisions of the Elections Code of the State of California for the holding of elections in general law cities; and

WHEREAS, the City Clerk canvassed the returns of the election and has certified the results to this City Council, the results are received, attached and made a part hereof as "Exhibit A."

NOW, THEREFORE, THE CITY COUNCIL OF THE CITY OF LA CAÑADA FLINTRIDGE, CALIFORNIA, DOES RESOLVE, DECLARE, DETERMINE AND ORDER AS FOLLOWS:

SECTION 1. That the whole number of ballots cast in the precincts except vote-by-mail ballots and provisional ballots was 1,357.

That the whole number of vote-by-mail ballots and provisional ballots cast in the City was 1,972, making a total of 3,329 ballots cast in the City.

SECTION 2. That the names of persons voted for at the election for Member of the City Council are as follows: David A. Spence; Steve Del Guercio; Vance Richard Haemmerle; and Robert Richter.

SECTION 3. That the number of votes given at each precinct and the number of votes given in the City to each of the persons above named for the respective offices for which the persons were candidates were as listed in "Exhibit A" attached hereto.


SECTION 4. That the City Council does declare and determine that: David A. Spence was elected as Member of the City Council for the full term of four (4) years; and Steve Del Guercio was elected as Member of the City Council for the full term of four (4) years.

SECTION 5. The City Clerk shall enter on the records of the City Council of the City, a statement of the result of the election, showing: (1) the whole number of ballots cast in the City; (2) The names of the persons voted for; (3) for what office each person was voted for; (4) the number of votes given at each precinct to each person; and (5) the total number of votes given to each person.

SECTION 6. That the City Clerk shall immediately make and deliver to each of the persons so elected a Certificate of Election signed by the City Clerk and authenticated; that the City Clerk shall also administer to each person elected the Oath of Office prescribed in the Constitution of the State of California and shall have them subscribe to it and file it in the office of the City Clerk. Each and all of the persons so elected shall then be inducted into the respective office to which they have been elected.


SECTION 7. That the City Clerk shall certify to the passage and adoption of this resolution and enter it into the book of original resolutions.

PASSED, APPROVED and ADOPTED this 23rd day of March, 2009.



Stephen A. Del Guercio, Mayor

ATTEST:




Sylvia Baca, City Clerk

STATE OF CALIFORNIA)
COUNTY OF LOS ANGELES) ss.
CITY OF LA CAÑADA FLINTRIDGE)

I, Sylvia Baca, City Clerk of the City of La Cañada Flintridge, California, DO HEREBY CERTIFY that the foregoing Resolution No. 09-05 was duly adopted by the City Council of the City of La Cañada Flintridge at an Adjourned Regular Meeting held on the 23rd day of March, 2009 by the following vote:

AYES: COUNCILMEMBERS: Brown, Spence, Voss, Olhasso, Del Guercio
NOES: COUNCILMEMBERS: None
ABSENT: COUNCILMEMBERS: None
ABSTAIN: COUNCILMEMBERS: None



Sylvia Baca, City Clerk

Dated: March 24, 2009



"EXHIBIT A"
CITY CLERK'S CERTIFICATE OF CANVASS

I, Sylvia Baca, City Clerk of the City of La Cañada Flintridge, California, do certify that I have canvassed the returns of the General Municipal Election held on March 3, 2009, and find that the number of votes given at each precinct and the number of votes given in the City to persons voted for, the respective offices for which the persons were candidates were as noted below.

I have also conducted a manual tally of one percent (1%) of the precincts, one precinct, in accordance with §15360 of the Elections Code. There were no discrepancies between the manual and the machine tally.


Sylvia Baca, City Clerk

Dated: March 12, 2009

EXHIBIT 'A' - CITY OF LA CAÑADA FLINTRIDGE - OFFICIAL RESULTS
MARCH 3, 2009 GENERAL MUNICIPAL ELECTION - TWO (2) OFFICES

| | REGISTERED VOTERS | BALLOTS CAST | PERCENTAGE VOTED | CITY COUNCIL CANDIDATES | | | |
|----------------------|-------------------|--------------|------------------|-------------------------|-------------|-------------|-------------|
| | | | | SPENCE | DEL GUERCIO | HAEMMERLE | RICHTER |
| Precinct 1 | | 280 | | 139 | 153 | 116 | 120 |
| Vote-by-Mail Ballots | | 340 | | 186 | 188 | 128 | 127 |
| Total | 2735 | 620 | 22.67 | 325 | 341 | 244 | 247 |
| Precinct 2 | | 293 | | 111 | 120 | 161 | 168 |
| Vote-by-Mail Ballots | | 427 | | 215 | 195 | 180 | 191 |
| Total | 3185 | 720 | 22.61 | 326 | 315 | 341 | 359 |
| Precinct 3 | | 167 | | 69 | 91 | 75 | 86 |
| Vote-by-Mail Ballots | | 283 | | 131 | 135 | 127 | 134 |
| Total | 1671 | 450 | 26.93 | 200 | 226 | 202 | 220 |
| Precinct 8 | | 232 | | 146 | 151 | 76 | 80 |
| Vote-by-Mail Ballots | | 358 | | 222 | 213 | 116 | 108 |
| Total | 2231 | 590 | 26.45 | 368 | 364 | 192 | 188 |
| Precinct 13 | | 288 | | 143 | 169 | 124 | 112 |
| Vote-by-Mail Ballots | | 338 | | 179 | 187 | 136 | 126 |
| Total | 2645 | 626 | 23.67 | 322 | 356 | 260 | 238 |
| Precinct 21 | | 97 | | 52 | 54 | 37 | 44 |
| Vote-by-Mail Ballots | | 226 | | 102 | 115 | 108 | 106 |
| Total | 1266 | 323 | 25.51 | 154 | 169 | 145 | 150 |
| TOTAL | 13733 | 3329 | | 1695 | 1771 | 1384 | 1402 |
| Percentages | | | | 27.1% | 28.3% | 22.1% | 22.4% |

| | |
|--------------------|--------|
| Total Votes | 6252 |
| Total Ballots Cast | 3329 |
| Turnout Percentage | 24.24% |